



The high art of noble sound

Content



Page 3	Phase-Line DW	Invisible integrable mid-high loudspeaker with drywall gypsum plaster front
Page 4	Phase-Line CM	Invisible integrable mid-high loudspeaker for wooden boards and laminates
Page 5	Phase-Line DW LS	Invisible integrable mid-high line source loudspeaker with drywall gypsum plaster front
Page 6	Phase-Line CS	Line source long throw loudspeaker
Page 7	Sub-Line DW Invisible	Invisible integrable subwoofer with drywall gypsum plaster front
Page 8	Sub-Line 12 SF	Slot fire-Subwoofer for integration in hollow spaces
Page 9	Sub-Line 12 FF	Flat front fire subwoofer
Page 10	Sub-Line 15 FF	High-Power front fire Subwoofer
Page 11	Sub-Line 15 DF	High-Power down fire Subwoofer
Page 12	Power-Line 19	19" High-Power DSP Amplifier
Page 13	Power-Line Aktiv	High-Power DSP Active Amplifier module

The high art of noble sound

Phase-Line DW

Invisible High-Performance mid-high loudspeaker for drywall and solid construction



Seamless integrable

Invisible integrable mid-high loudspeaker with drywall gypsum plaster front

Model	Dimensions	Frequency range	Power handling / Impedance
Phase-Line 120 DW	625 mm x 500 mm x 65 mm	150 Hz to 20000 Hz	120 W / 8 Ω

The high art of noble sound

Phase-Line CM

Invisible High-Performance mid-high loudspeaker, invisible integrable in furniture and interior work



Seamless integrable


Invisible integrable mid-high loudspeaker for wooden boards and laminates

Model	Dimensions	Frequency range	Power handling / Impedance
Phase-Line 120 CM	Custom	150 Hz to 20000 Hz	120 W / 8 Ω

The high art of noble sound

Phase-Line DW LS

Invisible High-Performance mid-high
loudspeaker for drywall and solid
construction



Seamless integrable


Line source long throw loudspeaker

Model	Dimensions	Frequency range	Power handling / Impedance
Phase-Line 400 DW LS	395 mm x 1845 mm x 65 mm	150 Hz to 20000 Hz Line source	400 W / 4 Ω
Phase-Line 700 DW LS	395 mm x 1995 mm x 65 mm	150 Hz to 20000 Hz Line source	700 W / 4 Ω

The high art of noble sound

Phase-Line CS

High-Performance mid-high long-throw
loudspeaker



Wall-flush integrable


Line source long throw loudspeaker

Model	Dimensions	Frequency range	Power handling / Impedance
Concert 400 CS	305 mm x 1090 mm x 120 mm	150 Hz to 20000 Hz Line source	400 W / 8 Ω
Concert 700 CS	305 mm x 1700 mm x 120 mm	150 Hz to 20000 Hz Line source	700 W / 5 Ω

The high art of noble sound

Sub-Line 12 DW

Invisible integrable subwoofer for drywall construction



Seamless integrable

Invisible integrable subwoofer with drywall gypsum plaster front

Model	Dimensions	Frequency range	Power handling / Impedance
Sub 12 DW	625 mm x 625 mm x 135 mm (685 mm x 685 mm x 135 mm)	20 Hz to 200 Hz	250 W / 8 Ω

The high art of noble sound

Sub-Line 12 SF

Slotfire installation subwoofer

1 x 12" und 2 x 12"



Wall-flush integrable

Slot fire Subwoofer for integration in hollow spaces

Model	Dimensions	Frequency range	Power handling / Impedance
Sub 12 SL	430 mm x 570 mm x 198 mm	20 Hz to 200 Hz	250 W / 2 x 4 Ω
Sub 12-2 SL	820 mm x 570 mm x 198 mm	20 Hz to 200 Hz	500 W / 4 Ω

The high art of noble sound

Sub-Line 12 FF

Front fire subwoofer 12"



Flat front fire subwoofer

Model	Dimensions	Frequency range	Power handling / Impedance
Sub 12 FF	440 mm x 410 mm x 135 mm	20 Hz to 200 Hz	250 W / 2 x 4 Ω

The high art of noble sound

Sub-Line 15 FF

Front fire subwoofer 15" and 2 x 15"



High-Power front fire subwoofer

Model	Dimensions	Frequency range	Power handling / Impedance
Sub 15 FF	470 mm x 470 mm x 395 mm	20 Hz to 200 Hz	1000 W / 8 Ω
Sub 15-2 FF	940 mm x 470 mm x 395 mm	20 Hz to 200 Hz	2000 W / 4 Ω

The high art of noble sound

Sub-Line 15 DF

Down fire subwoofer 2 x 15" Boxer



Wall-flush integrable

High-Power down fire subwoofer

Model	Dimensions	Frequency range	Power handling / Impedance
Sub 15-2 Boxer DF	1060 mm x 510 mm x 440 mm	20 Hz to 200 Hz	2000 W / 4 Ω

The high art of noble sound

Amp-Line 19

High-Power DSP Amplifier



2 to 8-channel High-Power 19" DSP system amplifier 1000

Model	Power	Dimensions
Power-Rack 1000-2	2 x 500 watts 1 x 1000 watts bridged	19", 2 HE
Power-Rack 1000-4	4 x 500 watts 2 x 1000 watts bridged	19", 2 HE
Power-Rack 1000-6	6 x 500 watts 3 x 1000 watts bridged	19", 2 HE
Power-Rack 1000-8	8 x 500 watts 4 x 1000 watts bridged	19", 2 HE

2 to 8-channel High-Power 19" DSP system amplifier 1600

Model	Power	Dimensions
Power-Rack 1600-2	2 x 800 watts 1 x 1600 watts bridged	19", 2 HE
Power-Rack 1600-4	4 x 800 watts 2 x 1600 watts bridged	19", 2 HE
Power-Rack 1600-6	6 x 800 watts 3 x 1600 watts bridged	19", 2 HE
Power-Rack 1600-8	8 x 800 watts 4 x 1600 watts bridged	19", 2 HE

The high art of noble sound

Amp-Line Active

High-Power DSP Amplifier



2-Channel High-Power DSP system amplifier active module 1600

Model	Power	Dimensions
Power-Pack 1600-2	2 x 800 watts 1 x 1600 watts bridged	On request



4-Channel High-Power DSP system amplifier active module 1600

Model	Power	Dimensions
Power-Pack 1600-4	4 x 400 watts 2 x 800 watts bridged	On request

The high art of noble sound

Loftsonic GmbH & Co. KG

Am Hemel 2 A

D-55124 Mainz

GERMANY

Tel. +49 6 131 60 30 723

Fax +49 6 131 60 30 796

Email: info@LoftSonic.de

www.LoftSonic.de

Modular Components - 01.09.2022